

Audit Tool

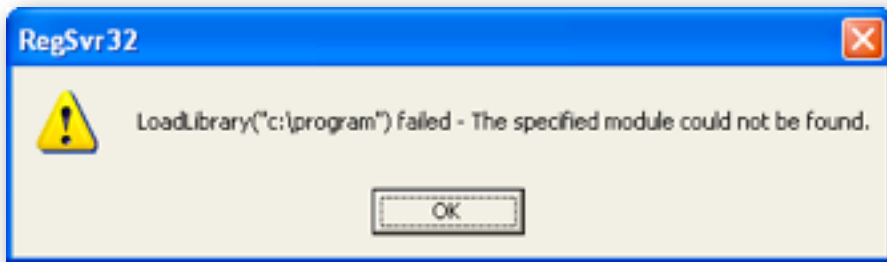
MISC - Miscellaneous Errors

for Audit Tool version: 1.0.5 onwards (release versions)

© Jet Net Systems 2012

document version 1.0.1

LoadLibrary("c:\program") failed - The specified module could not be found



This error occurs if you've not put quotes around the file name on the regsvr32 line - e.g.

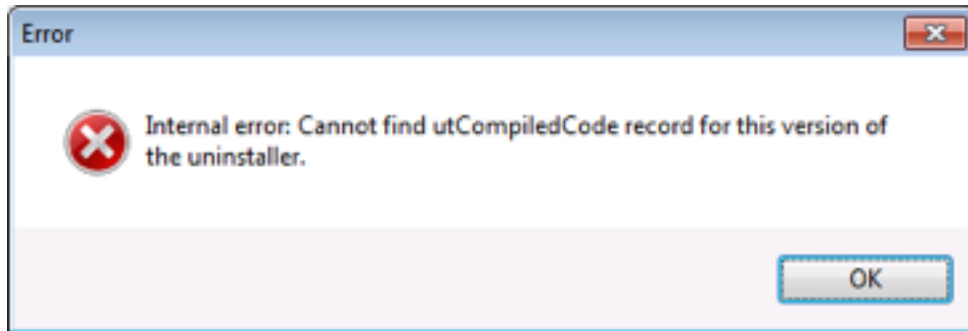
regsvr32 c:\program files\audittool\atx45.ocx

will generate the error

regsvr32 "c:\program files\audittool\atx45.ocx"

will not generate the error.

Internal error: Cannot find utCompiledCode record for this version of the uninstaller

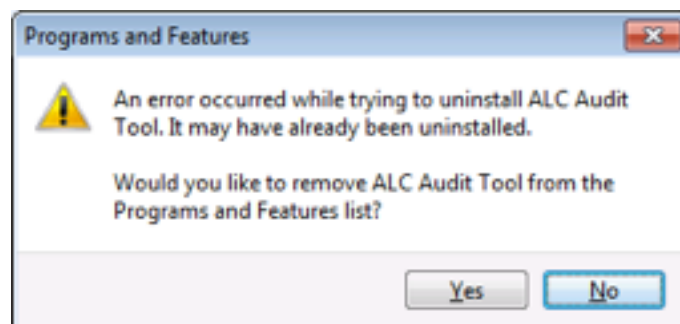


Windows has “lost the plot” in trying to uninstall the Audit Tool. Firstly, if needs be, make sure you back up your audits using the instructions in BKUP XP.PDF (Windows XP) or BKUP V7.PDF (Windows 7 or Vista). Follow instructions under *Forced removal of ALC Audit Tool or Complyer from your PC* to force removal of the software.

Force removal of ALC Audit Tool or Complyer from your PC.

You could use Revo Installer from www.download.com, or download and run www.jet-net.co.uk/ALP/delete_reg_win7.vbs (You will need to be an Administrator) to completely remove the Audit Tool from your system.

If you now go into control panel, you’ll see that an **ALC Audit Tool** is still in the uninstall list. If you click the Uninstall link you’ll get:



Click Yes, and it’ll be irradiated!